

Overview - Public Entities Quarterly Reporting

Approved receipts

45,7

25,7%

Approved spending

27,8

23,5%

Surplus/(deficit)

17,9

- ☐ R billion
- ☒ R million
- ☐ R thousand

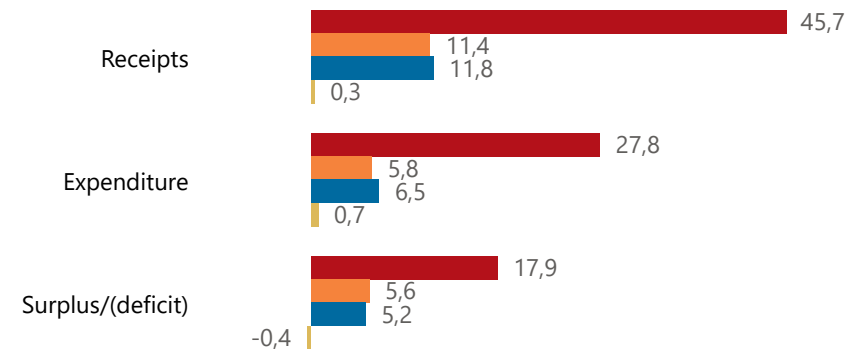


national treasury

Department:
National Treasury
REPUBLIC OF SOUTH AFRICA

Consolidation

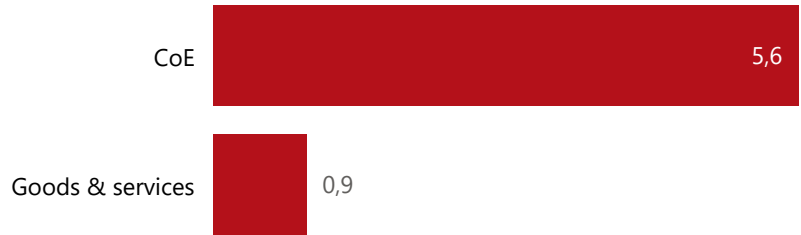
● Approved ● Forecast ● YTD ● Variance



Composition of receipts



Composition of spending



Functional grouping



Quarter

1

Cluster

All

Department

Traditional Affairs

Entity

The Commission for the Promotion a...

Spending by PFMA schedule



Public Entities Receipts

Approved sales of G&S

(Blank)

(Blank)

Approved transfers

45,7

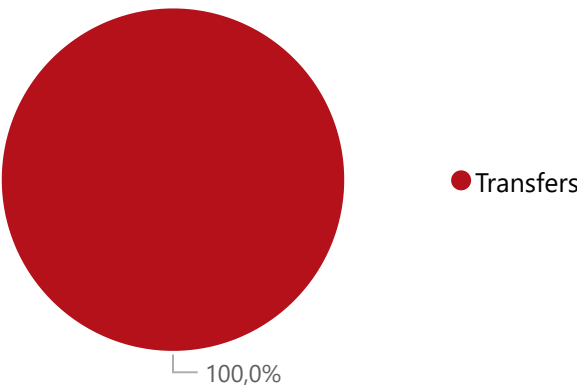
25,7%

Actual vs Forecast

● Approved ● Forecast ● YTD ● Variance



Composition of receipts



Top 5 Receipts



Quarter

1

Cluster

All

Department

Traditional Affairs

Entity

The Commission for the Promotion a...

Top 5 Transfers



Receipts

Level 3	Approved	YTD	% YTD
⊕ Transfers	45,7	11,8	100,0%
Total	45,7	11,8	100,0%

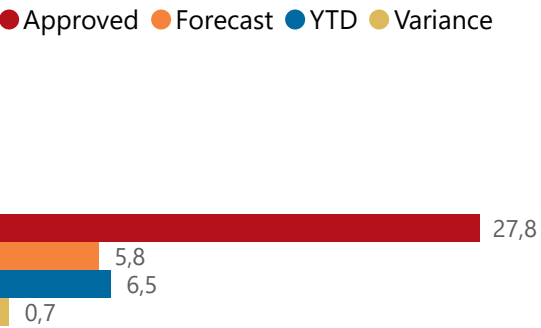
Top 10 Entities



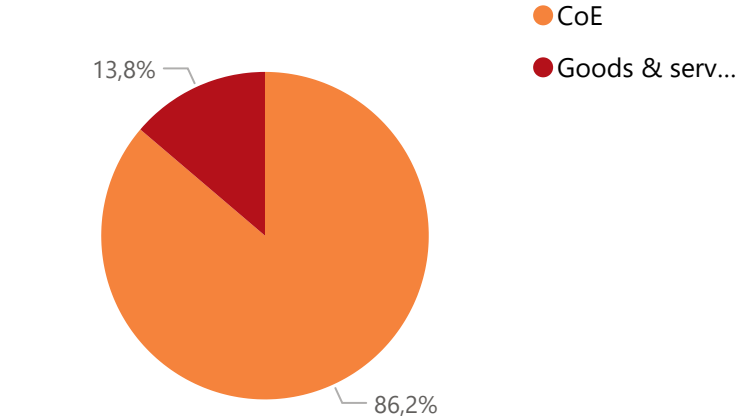
Public Entities Spending

Approved CoE	Approved G&S	Approved transfers
22,525,0%	5,217,2%	91,325,7%

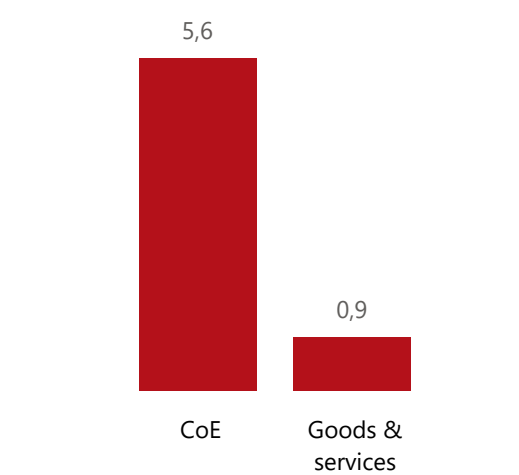
Actual vs Forecast



Composition of spending



Top 5 Goods & services



Capital assets

Spending

Level 3	Approved	YTD	% YTD
⊕ CoE	22,5	5,6	86,2%
⊕ Goods & services	5,2	0,9	13,8%
Total	27,8	6,5	100,0%

Top 10 Entities



national treasury
Department:
National Treasury
REPUBLIC OF SOUTH AFRICA

- R billion
- R million
- R thousand

Quarter

1

Cluster

All

Department

Traditional Affairs

Entity

The Commission for the Promotion a...